

eSchoolData
September 2022 Monthly Newsletter



Welcome back to our WNYRIC eSchoolData Community!

Upcoming Events:

eSchoolData for Beginners - Navigation and Tips/Tricks: To start off our monthly training seminars available for all districts, our September Webinar will be spotlighting our new users! This is open to any new users across all our eSchoolData districts, please share the information with those in your building(s) that you believe could benefit from joining.

[Register Here](#) or Join Directly to WebEx: [Click to join WebEx](#)
Tuesday, September 20, 2022 | 1:00 PM | Meeting Number: 2624 007 0996 | Password: a5dPaast8m3
Join by phone +1-408-418-9388 United States Toll (Access code: 2624 007 0996)

Save the Date: Our first monthly call for the 2022-23 School Year will be held on October 12, 2022 at 10:00AM.

Updates:

eSD 10.1.1: Our latest version of eSchoolData (10.0) that was released over the summer added some great benefits to your student management system, including:

- Users can now select specific attendance letters when running the attendance letter job;
- New Class Rank Run settings have the option to copy a previous run setting instead of manually updating the settings;
- Mini Audit Trails are available to review changes to student registration right on that screen (permissions based);
- Teachers can create “Section Friendly” class names to make their sections easier to find in the Teacher Connect drop-down. (These section names will not print on report cards or be published on the portal – must be set by building).
- UI Refresh: new set of colors, menu redesigned to display more like tabs, font size increased, menu headers remain static when scrolling through reports, quick jump icon back to the top of the page, all side menus can be collapsed, and student profile menus can be collapsed to make better use of what displays on the page.

We want to thank everyone for their feedback about what they loved with this new release, and also sharing what you thought could be improved. The 10.1 installment corrected some of the larger issues right away, including making the font darker and increasing menu scroll functionality along the top menus to make sure even on the mobile site you could reach your intended pathway. If you are still seeing the lighter grey font, make sure to refresh your cache. On Windows computers, you can utilize the shortcut CTRL+F5 to update your screen.

Reminders:

Attendance Closeout Defaults: Please make sure that a new attendance closeout default has been created for each individual building under Student > Attendance > Attendance Closeout Defaults. There should be a default created specifically for the 2022-23 school year, typically with a date any time after 08/01/2022. When you select the most recent default and click “search”, you will want to verify that every grade and every daycode in use has a closeout default assigned (either a specific period or a percent of the attendance), as well as making sure that “daily attendance” box is checked.

eSchoolData Calendars: We want to applaud all our districts on getting their district and building calendars up and running for the 2022-23 School Year! If you still need help adjusting permissions for individuals at building levels to be able to review and edit future events, feel free to reach out to the team at eSchoolDataTeam@e1b.org. If there are any additional staff members that need calendar training, please feel free to reach out to JoAnna Wallace (JWallace@e1b.org) or Dale Kivett (DKivett@e1b.org) to set up a time and date for a webinar session. Make sure to review the dates for your first marking period report card (both calendar and grade entry), as well as any progress reports (if applicable), during the month of September.

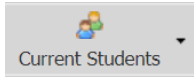
Data Integration: Please review your GURU Zap and API configurations, make sure to shut down any that were sending data to applications that you are not planning to continue to use in the 2022-23 school year.

Teacher Connect Video Library: Make sure to check out and share these helpful [Teacher Connect Videos](#)! You’ll find these and more at our new help page - <https://eschooldata.illuminateed.com/hc/en-us>

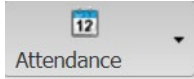
Make sure to submit any other ideas for product improvement on our survey form below:

<https://forms.wnyric.org/eSD-forms/eSchoolData-Enhancement-Requests>

Back-to-School Troubleshooting Tips and Tricks:



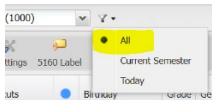
If teachers aren't seeing their roster, make sure they are on "Current Students";



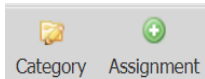
If the attendance buttons don't appear or can't be saved, make sure the screen is either set to "attendance" or "seating chart" – the roster screen lists students but won't save attendance;



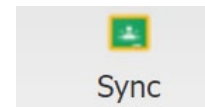
If the icons on the toolbar don't show, make sure the right arrow is pointing up;



If a roster won't open when selecting it from the drop-down, make sure the filter is set to "All";



If new assignments can't be saved, make sure there is at least one category;

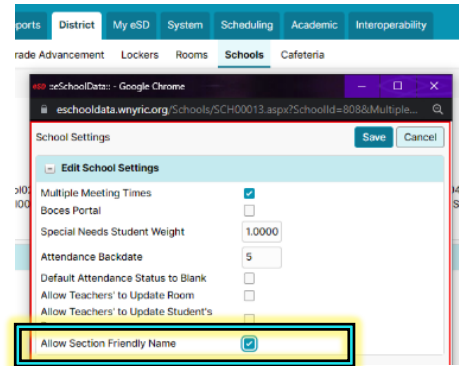


If using the Google Classroom Sync:

- Teacher classes only populate if the google classroom email matches the staff profile email
- Student grades will not import if their email in Google Classrooms is different than eSD

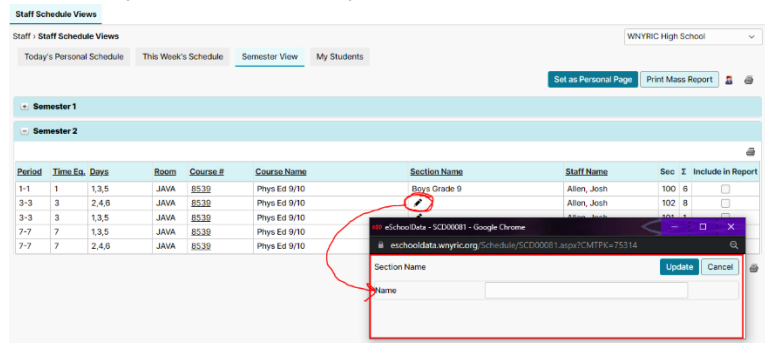
Setting up Section-Friendly Names for Teachers:

(A) An administrator must "Allow Section Friendly Names" for this setting to work (set at building level, District > Schools):



(B) On the primary instructor's "Semester View" tab of their Staff Schedule View, use the pencil icon to update the section names to something the instructor can easily identify.

(Note: This can only be done by the primary instructor on the course; this name will only show in Teacher Connect – not on Report Cards, Transcripts, or on Parent/Student Portals)



(C) The drop-down will now display the Section Friendly Names:

